



**eReflex** electric fires

# free your imagination

Undulating flame visuals, dancing seemingly impossibly amongst a deep bed of realistic logs or shining crystals, make the eReflex one of the most captivating electric fires ever created.

But the eReflex doesn't just deliver mesmerising effects and a fireside glow. Designed with the very latest LED technologies and offering a choice of stunning fuel beds, this innovative electric fire range lets you decide on the perfect ambience to suit your mood - with only your imagination to hold you back.



Cover image: eReflex 195R Inset with Log & Pebble fuel effects

Above: eReflex 110W Outset with Log & Pebbles fuel effects, right corner installation using right metal trim



# choosing your eReflex

## eReflex inset flush-mounted wall fires



eReflex Inset fires are offered in three sizes and are designed to be built into the wall for a minimalist installation that integrates seamlessly with your interior.

## eReflex outset multi-sided fire



The eReflex Outset fire allows you to create a bespoke two sided or three sided installation, for a unique focal point that provides a panoramic view of the stunning visuals.

## key features



Chromalight  
Immersive LED  
System



Multiple  
Flame Effects



Programmable  
Thermostatic Eco  
Remote Control



13 Fuel Bed  
Lighting Colours



Customisable  
Fuel Bed

# creative control

The eReflex's programmable thermostatic eco handset gives you full control over the fire's host of features. Flames, fuel bed lighting and ambient heating can all be controlled independently to create the desired atmosphere, with or without heat.

Innovative energy saving features let you 'set and forget' your eReflex to turn heating on or off automatically, as well as intelligently manage the heat output to minimise energy use, so you can completely immerse yourself in the visual effects.



### flame options

Select Amber, Blue or Amber & Blue flames to suit your mood, with five brightness settings for each colour to give you the perfect ambience.

### chromalight fuel bed lighting

Choose from 13 different vibrant colours to illuminate the eReflex's striking fuel bed, which can be fine-tuned with five brightness levels.



Alternatively, you can opt for a gradually changing spectrum as the fuel bed lighting cycles through each colour.

### thermostatic ambient heating

Select the optimum room temperature you desire and your eReflex does the rest for you. Choose between 15°C and 25°C degrees, and depending on the ambient temperature the eReflex will reach the desired level as efficiently as possible.

### comfort temperature

Comfort Temperature lets you set the thermostat as you would your central heating, with Eco and Boost settings, which offer further freedom to adjust the temperature by +/- 4°C if desired.



### heating advance mode

You can manually advance any pre-set heating cycle to either come on or turn off before the programmed time without disrupting daily or weekly scheduling.

### adaptive start control

Adaptive Start allows the eReflex to automatically turn on up to 45 minutes in advance of a pre-set time to reach your desired temperature when you want.

### daily and weekly heating

Set the eReflex to turn on to provide heat at certain times of the day, or even days of the week, using the handset's Daily and Weekly Timer control functions.

### open window detection

A sudden drop of temperature of 4°C or more within five minutes, like that caused by an open window, will automatically turn off the eReflex's heat to save energy. Heating can easily be resumed simply by pressing the heat button, or allowing the room's temperature to rise by closing the window.

# inspiring flames & fuel effects

## immersive lighting system

eReflex fires use Gazco's Chromalight triple lighting system to create a mesmerising display with almost endless possibilities.

Vivid flame effects are projected to appear amongst the fuel bed for a deep, three-dimensional display and can be set to natural amber, striking blue or even a combination of the two.

Each flame colour is enhanced with matching down-lighting, bathing the fuel bed in your choice of warming amber or cool white, providing the ultimate wow factor.

Powerful Chromalight up-lighting illuminates the fuel effects from below, providing relaxing, mood-enhancing ambience whether set to amber, for an authentic glowing

ember bed, or one of many other atmospheric colour choices. Fuel bed lighting can also transition through each vivid colour for a gradually changing spectrum, providing the ultimate wow factor.



- 1 Choice of three flame effects
- 2 Immersive down lighting
- 3 A selection of 13 vivid fuel bed lighting colours



## customisable fuel bed

Every eReflex fire comes with a varied selection of fuel effects that transform the fire's look and feel. The highly realistic log selection offers a traditional wood fire aesthetic, and when positioned on the bed of clear and grey pebbles looks just like a real fire.

Alternatively, the Crystal-Ice effect fuel bed creates an ultra-contemporary look,



particularly when paired with the blue flame setting and the many vibrant Chromalight up-lighting colour options.

Whichever fuel bed you choose, the fire's easily removable glass front lets you quickly mix and match the assortment of effects, for your own bespoke display.








# eReflex inset fires

eReflex Inset fires create minimalist, flush-mounted wall installations for a clean and contemporary aesthetic. Offered in a choice of three sizes and proportions, Inset models are suitable for a broad range of settings from the lounge to the bedroom. Each size features the eReflex's powerful Chromalight Immersive LED technology, assortment of feature fuel effects, and advanced Thermostatic handset.



eReflex 105R Inset with Crystal Ice-effect

## key features

-  Chromalight Immersive LED System
-  Programmable Thermostatic Eco Remote Control
-  Multiple Flame Effects
-  13 Fuel Bed Lighting Colours
-  Customisable Fuel Bed

## dimensions

	Width	Height
<b>105R Inset</b>	1100mm	380mm
<b>135R Inset</b>	1400mm	380mm
<b>195R Inset</b>	2000mm	380mm

Dimensions given are those overall visible upon installation.



105R Inset



135R Inset



195R Inset

eReflex inset

# 105R

- Chromalight Immersive LED system
- Three different flame options: Amber, Blue, Amber with Blue Accent
- Flames and fuel effect lighting can be enjoyed without the heat
- 13 Different fuel bed lighting colours
- Choice of fuel effects that can be mixed and matched including Logs, grey & clear Pebbles and large & small Crystal-Ice
- Programmable thermostatic eco remote control for ambient heating



eReflex 105R Inset with Log & Pebble fuel effects

**Dimensions**  
1100 x 380mm (WxH)









eReflex inset

135R

- Chromalight Immersive LED system
- Three different flame options: Amber, Blue, Amber with Blue Accent
- Flames and fuel effect lighting can be enjoyed without the heat
- 13 Different fuel bed lighting colours
- Choice of fuel effects that can be mixed and matched including Logs, grey & clear Pebbles and large & small Crystal-Ice
- Programmable thermostatic eco remote control for ambient heating



eReflex 135R Inset with Crystal Ice-effect

Dimensions  
1400 x 380mm (WxH)



eReflex inset

195R

- Chromalight Immersive LED system
- Three different flame options: Amber, Blue, Amber with Blue Accent
- Flames and fuel effect lighting can be enjoyed without the heat
- 13 Different fuel bed lighting colours
- Choice of fuel effects that can be mixed and matched including Logs, grey & clear Pebbles and large & small Crystal-Ice
- Programmable thermostatic eco remote control for ambient heating



Dimensions  
2000 x 380mm (WxH)





# eReflex multi-sided outset fire





## two and three sided installation options in one fire!

Designed to offer a multi-sided view of the mesmerising flames and lighting effects, eReflex Outset model can be installed as three-sided or two-sided fires. Thanks to the versatile design, eReflex Outset is perfect for a bespoke focal point installation to suit your interior, and can be finished in various materials, from wood surrounds to tiles, for the perfect centrepiece.



Chromalight  
Immersive LED  
System



13 Fuel Bed  
Lighting Colours



Multiple  
Flame Effects



Customisable  
Fuel Bed



Thermostatic  
Remote Control

## dimensions



110W Outset  
1100 x 352 x 238mm (w x h x d)

---

# trento suite

## for eReflex 110W outset fire

Creating a designer eReflex installation can be as easy as simply hanging your fire on the wall with the Trento Suite. Trento Suite features clean and stylish floating shelves for a statement finish that completely houses your fire.



Trento Centered Suite

# eReflex outset

# 110W

- Can be installed as a two sided or three sided fire
- Chromalight Immersive LED system
- Three different flame options: Amber, Blue, Amber with Blue Accent
- Flames and fuel effect lighting can be enjoyed without the heat
- 13 Different fuel bed lighting colours
- Choice of fuel effects that can be mixed and matched including Logs, grey & clear Pebbles and large & small Crystal-Ice
- Programmable thermostatic eco remote control for ambient heating
- Optional base trim
- Optional Trento Suite also available



e-Reflex 100W Outset with Log & Pebble effects, left corner installation using left metal trim

## Dimensions

1100 x 352 x 238mm (WxHxD)







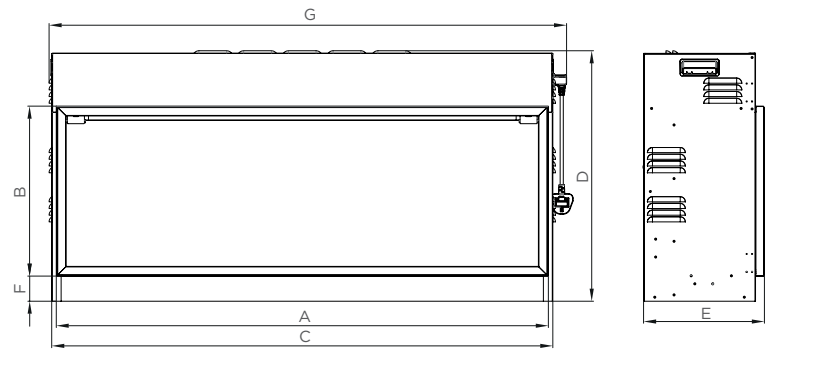
eReflex 110W Outset with Log & Pebble fuel effects and optional Centre Metal Trim

## eReflex inset fires

Description	Flame Viewing Area (w x h)	Heat Output
eReflex 105R Inset Electric Fire	1050 x 330mm	1.00-2.00kW
eReflex 135R Inset Electric Fire	1350 x 330mm	1.00-2.00kW
eReflex 195R Inset Electric Fire	1950 x 330mm	1.00-2.00kW

### eReflex inset dimensions

All dimensions in mm



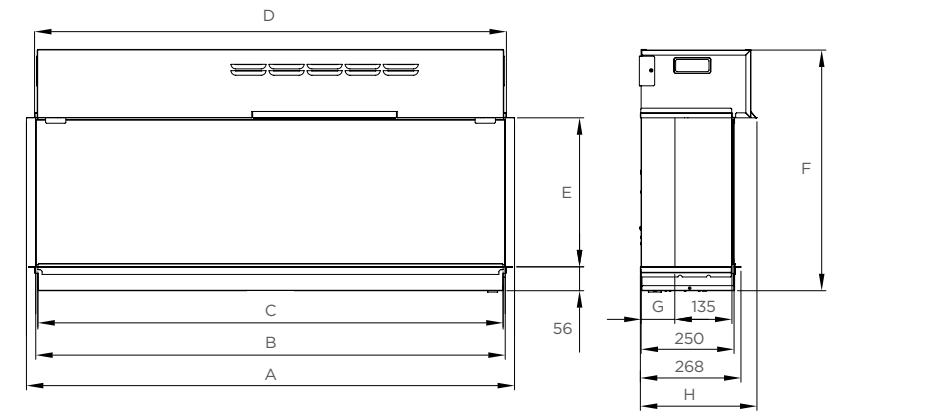
	A	B	C	D	E	F	G
eReflex 105R Inset Electric Fire	1100	380	1120	560	270	57	1157
eReflex 135R Inset Electric Fire	1400	380	1420	560	270	57	1457
eReflex 195R Inset Electric Fire	2000	380	2020	560	270	57	2057

## eReflex outset fire

Description	Flame Viewing Area (w x h)	Heat Output
eReflex 110W Outset Electric Fire	1100 x 352mm	1.00-2.00kW

### eReflex outset dimensions

All dimensions in mm



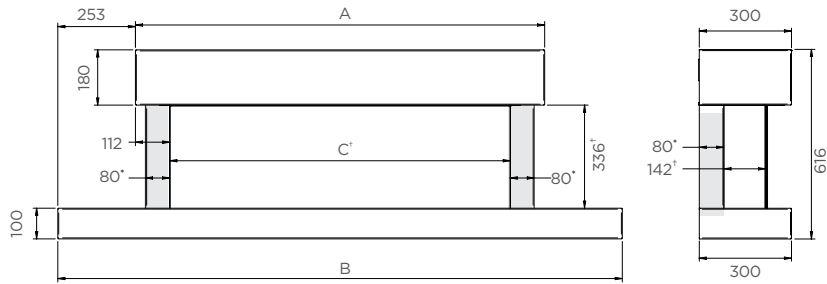
	A	B	C	D	E	F	G	H
eReflex 110W Outset Electric Fire	1154	110	1100	1116	352	569	80	276

The above information is to assist in your choice of a suitable Gazco Electric fire. It is not intended to be all the information required to install your fire. This can be obtained from your local Gazco retailer or you can download the full installation instructions from the Regency website at [www.regency-fire.au](http://www.regency-fire.au)

# technical information

## eReflex 110W outset fire

### trento centre suite



\*Decorative Column / †Flame picture viewing area

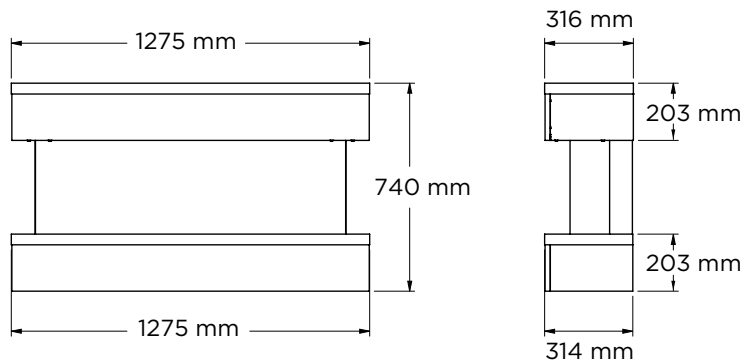
	Product Code	A	B	C
110W Trento Centre Suite - White	910-203	1334	1840	1110 <sup>†</sup>



eReflex 110W Outset with Crystal Ice-effect and Trento Centred Suite

## Regency mantel surround

### mantel dimensions



### outset base trim options

	Product Code
110W left hand corner metal trim	910-124
110W right hand corner metal trim	910-135
110W centre metal trim	910-146

### eReflex 110W outset options

	Product Code
Decorative Column - Black	910-216



Right hand corner metal trim



Decorative column

The above information is to assist in your choice of a suitable Gazco Electric fire. It is not intended to be all the information required to install your fire. This can be obtained from your local Gazco retailer or you can download the full installation instructions from the Regency website at [www.regency-fire.au](http://www.regency-fire.au)



eReflex 110W Outset with Log & pebble fuel effects, left corner installation using left metal trim



You can find your nearest retailer by visiting:

**[regency-fire.com.au](http://regency-fire.com.au)**

**1800 081 978**

© All material copyright Gazco Ltd 2021 E & O E · A member of the NIBE group

Gazco pursue a policy of continuous product improvement, therefore, whilst our products are correct at the time of the photography, we reserve the right to make alterations and amendments. Exact product details should be discussed with your retailer at the time of purchase. (01/2021)

Part Number: 944-442

